

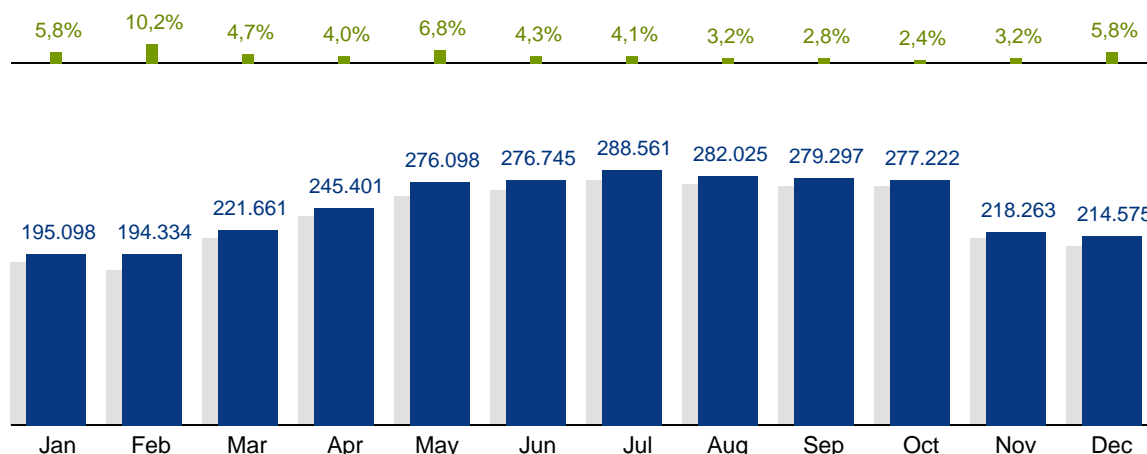
IFR flights in Germany

IFR movements (entry/exit, overflight and local) in all control sectors with a German designator.

December 2024	December 2023	Trend 2023	Trend 2019
214.575	202.849	5,8%	-10,0%
Jan - Dec 2024	Jan - Dec 2023	Trend 2023	Trend 2019
2.968.825	2.838.751	4,6%	-11,0%

Please note:

This count covers the traffic in the area build by all control sectors with a German designator („ED“), regardless of the service provider, including civil and military traffic in sectors controlled by DFS and Maastricht UAC (Maastricht - Hannover sectors). The area counted is composed of modular control sectors designed for ATC purposes with partly cross border structures and is therefore not identical to the political border of Germany or the national Flight Information Region (FIR).

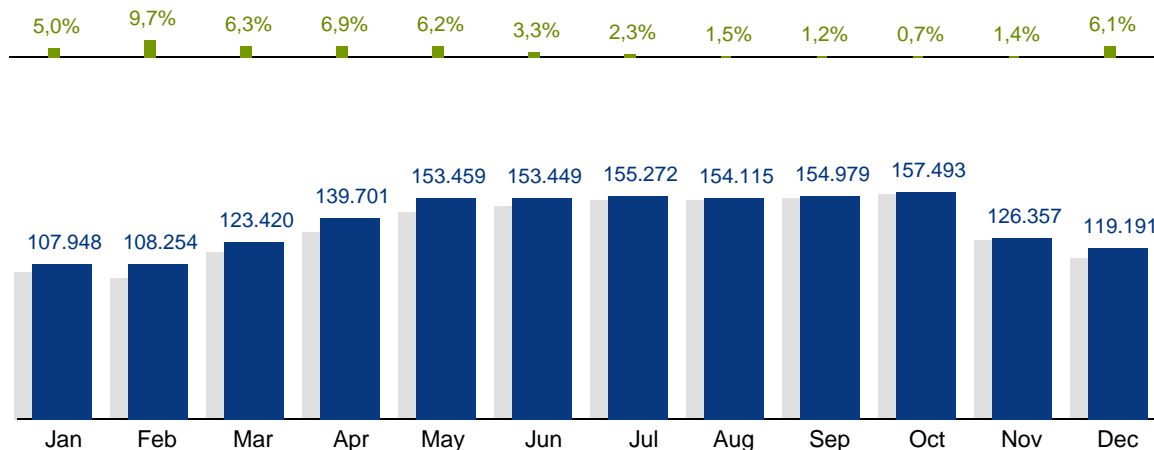


IFR events (take-offs and landings) at the international DFS towers and the regional towers with control zone.

	December 2024	December 2023	Trend 2023	Trend 2019
International Airports	119.191	112.298	6,1%	-13,9%
Regional Airports	10.033	9.373	7,0%	-6,8%
Total	129.631	121.671	6,5%	-13,1%
	Jan - Dec 2024	Jan - Dec 2023	Trend 2023	Trend 2019
International Airports	1.653.638	1.591.377	3,9%	-14,7%
Regional Airports	158.236	152.600	3,7%	-2,6%
Total	1.816.158	1.743.977	4,1%	-13,6%

IFR flights at international German airports

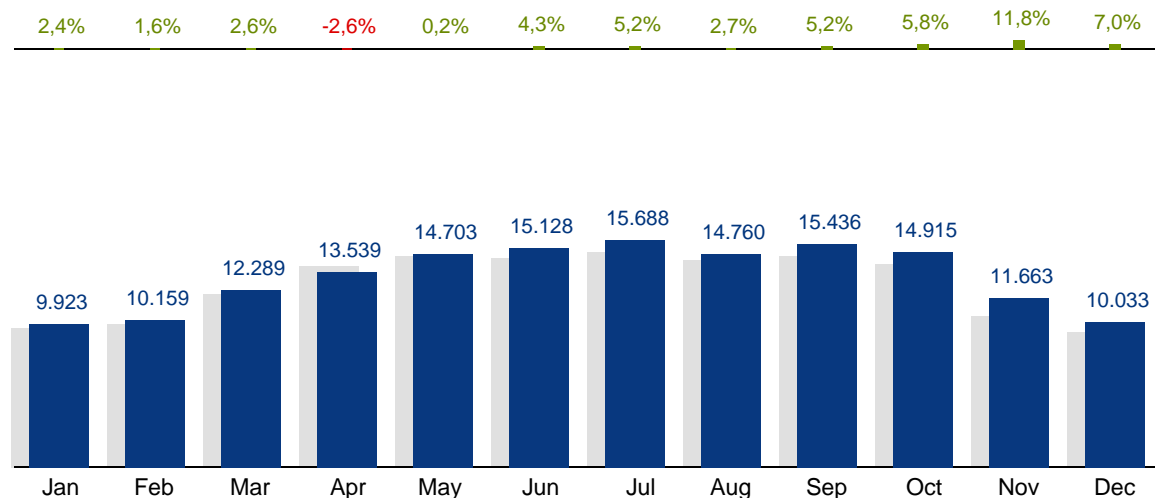
IFR events (take-offs and landings) at the international DFS towers in Germany.



	December 2024	Trend 2023	Trend 2019	Jan - Dec 2024	Trend 2023	Trend 2019
Frankfurt	33.299	-0,7%	-9,1%	440.739	2,4%	-14,2%
München	23.930	19,2%	-21,4%	324.442	8,3%	-21,6%
Berlin	14.755	8,4%	120,9%	190.368	8,6%	111,2%
Düsseldorf	10.242	5,7%	-33,6%	155.345	2,7%	-31,1%
Hamburg	8.474	7,2%	-21,0%	120.828	6,0%	-19,0%
Köln	8.261	6,3%	-18,0%	116.562	-0,5%	-18,0%
Leipzig	5.575	-0,5%	-4,0%	72.765	-5,9%	-3,5%
Stuttgart	5.561	3,2%	-39,1%	85.960	2,1%	-35,2%
Hannover	3.102	1,6%	-27,0%	50.085	6,6%	-22,7%
Nürnberg	2.603	7,7%	-24,8%	38.952	0,2%	-21,2%
Bremen	1.623	14,7%	-24,0%	21.953	3,8%	-26,8%
Münster	724	-2,7%	-42,3%	16.107	6,4%	-15,0%
Dresden	706	-6,4%	-53,9%	11.421	-6,8%	-44,8%
Saarbrücken	204	-6,8%	-61,1%	5.123	0,3%	-35,9%
Erfurt	132	-11,4%	-53,7%	2.988	8,1%	-36,5%

IFR flights at regional German airports

IFR events (take-offs and landings) at the different regional towers in Germany with control zone.



	December 2024	Trend 2023	Trend 2019	Jan - Dec 2024	Trend 2023	Trend 2019
Memmingen	1.852	16,9%	70,7%	23.316	13,6%	54,4%
Dortmund	1.658	6,9%	-17,1%	22.777	4,0%	-6,2%
Frankfurt-Hahn	1.253	6,5%	17,5%	15.322	5,2%	-5,4%
Karlsruhe/Baden-Baden	947	14,8%	20,0%	13.649	2,6%	9,5%
Niederrhein	733	0,7%	54,6%	13.169	19,1%	41,4%
Laage	595	134,3%	-14,1%	8.013	15,1%	-6,7%
Paderborn/Lippstadt	462	15,5%	-31,7%	11.196	4,2%	-15,8%
Mönchengladbach	413	-11,0%	-2,8%	7.808	-1,0%	20,5%
Mannheim City	369	7,9%	-7,5%	5.637	7,7%	-15,2%
Augsburg	365	-6,4%	-26,3%	6.985	1,9%	-5,6%
Braunschweig-Wolfsburg	291	-23,0%	-50,1%	5.632	-5,9%	-38,8%
Friedrichshafen	259	-28,8%	-61,6%	5.126	-25,1%	-52,5%
Ingolstadt/Manching	215	0,0%	-28,6%	3.701	1,5%	-27,1%
Sylt	166	-19,8%	-45,0%	4.668	-14,3%	-21,2%
Kassel-Calden	159	-34,0%	-51,1%	3.710	-14,0%	-23,3%
Lübeck-Blankensee	109	39,7%	-48,8%	3.850	3,1%	34,7%
Hof-Plauen	91	28,2%	-7,1%	1.689	3,1%	12,2%
Lahr	90	9,8%	-18,9%	1.318	1,0%	-16,6%
Heringsdorf	6	-73,9%	-88,9%	670	1,5%	-32,3%