

IFR flights in Germany

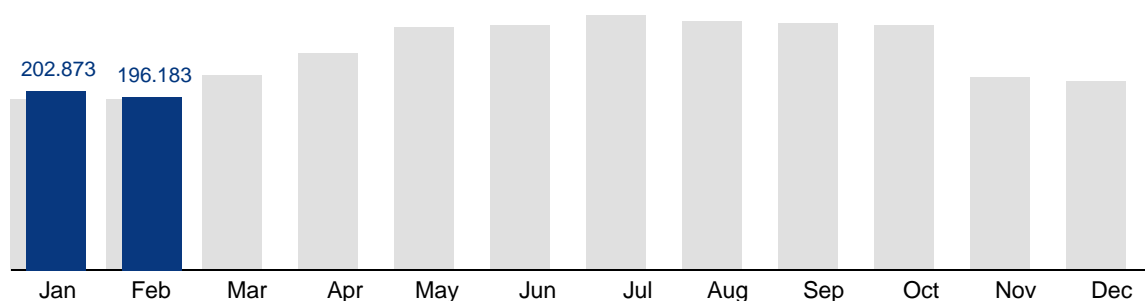
IFR movements (entry/exit, overflight and local) in all control sectors with a German designator.

February 2025	February 2024	Trend 2024	Trend 2019
196.183	194.334	1,0%	-14,1%
Jan - Feb 2025	Jan - Feb 2024	Trend 2024	Trend 2019
399.056	389.432	2,5%	-14,8%

Please note:

This count covers the traffic in the area build by all control sectors with a German designator („ED“), regardless of the service provider, including civil and military traffic in sectors controlled by DFS and Maastricht UAC (Maastricht - Hannover sectors). The area counted is composed of modular control sectors designed for ATC purposes with partly cross border structures and is therefore not identical to the political border of Germany or the national Flight Information Region (FIR).

4,0% 1,0%

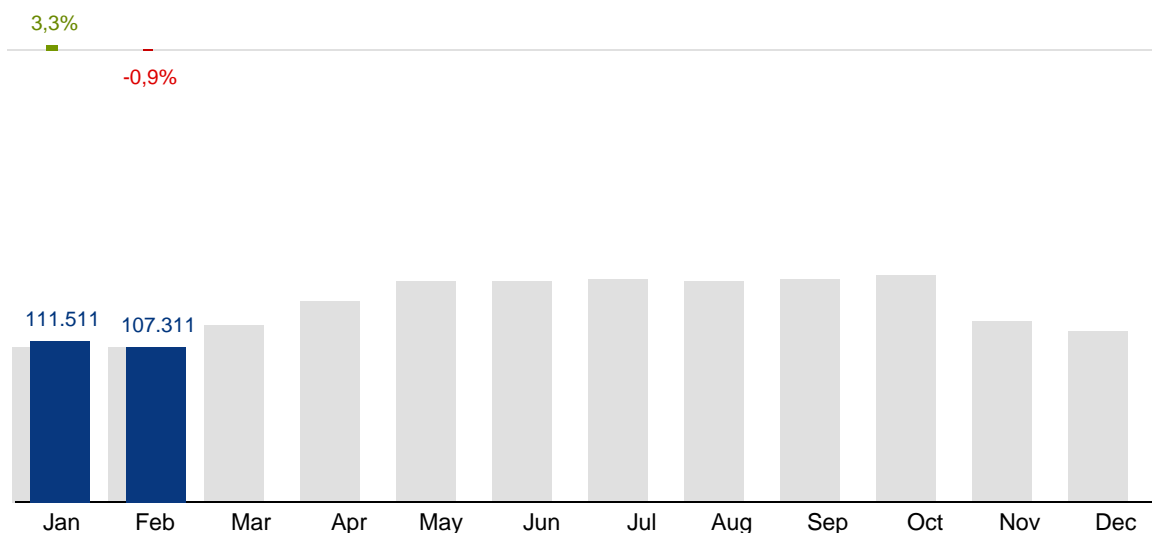


IFR events (take-offs and landings) at the international DFS towers and the regional towers with control zone.

	February 2025	February 2024	Trend 2024	Trend 2019
International Airports	107.311	108.254	-0,9%	-21,8%
Regional Airports	10.636	10.159	4,7%	-9,8%
Total	118.240	118.768	-0,4%	-20,7%
	Jan - Feb 2025	Jan - Feb 2024	Trend 2024	Trend 2019
International Airports	218.822	216.202	1,2%	-21,6%
Regional Airports	20.784	20.082	3,5%	-10,2%
Total	240.144	236.930	1,4%	-20,5%

IFR flights at international German airports

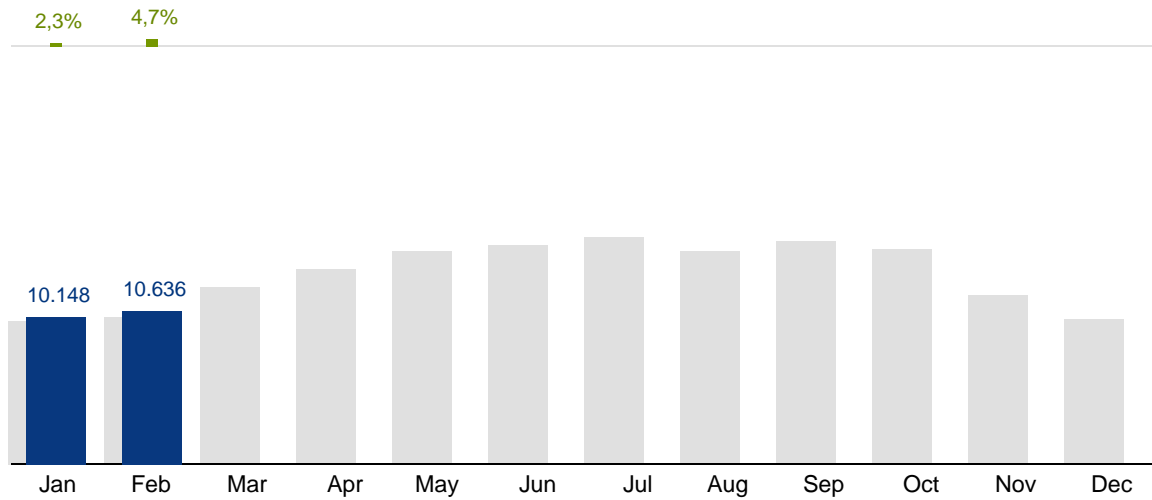
IFR events (take-offs and landings) at the international DFS towers in Germany.



	February 2025	Trend 2024	Trend 2019	Jan - Feb 2025	Trend 2024	Trend 2019
Frankfurt	30.178	0,0%	-18,1%	61.104	-0,2%	-18,0%
München	20.779	-5,8%	-30,4%	43.277	-0,7%	-29,2%
Berlin	13.394	8,3%	90,8%	26.255	7,9%	86,4%
Düsseldorf	9.139	-4,1%	-42,8%	18.784	-0,9%	-42,8%
Hamburg	7.847	3,7%	-25,0%	15.828	5,5%	-26,0%
Köln	7.289	0,4%	-22,7%	15.101	3,0%	-21,7%
Stuttgart	5.189	-1,4%	-41,2%	10.500	2,2%	-40,3%
Leipzig	4.851	-8,5%	-13,3%	10.381	-4,3%	-8,3%
Hannover	2.847	-4,8%	-31,6%	5.944	0,6%	-29,2%
Nürnberg	2.358	2,9%	-32,5%	4.905	5,5%	-31,0%
Bremen	1.554	11,5%	-22,7%	3.138	10,4%	-22,8%
Münster	758	-13,7%	-40,1%	1.475	-12,0%	-40,4%
Dresden	712	-4,3%	-51,0%	1.385	-3,6%	-53,6%
Saarbrücken	278	9,9%	-52,9%	489	4,0%	-58,5%
Erfurt	138	-27,0%	-56,1%	256	-20,2%	-59,1%

IFR flights at regional German airports

IFR events (take-offs and landings) at the different regional towers in Germany with control zone.



	February 2025	Trend 2024	Trend 2019	Jan - Feb 2025	Trend 2024	Trend 2019
Memmingen	1.760	20,1%	67,9%	3.596	18,7%	68,0%
Dortmund	1.557	4,6%	-10,2%	3.180	1,7%	-9,2%
Frankfurt-Hahn	1.247	34,4%	-3,9%	2.460	25,5%	-8,0%
Karlsruhe/Baden-Baden	900	23,8%	16,7%	1.794	20,6%	13,7%
Niederrhein	791	32,7%	37,8%	1.546	19,8%	32,8%
Laage	654	-2,1%	-9,8%	1.397	5,8%	-8,2%
Augsburg	531	-9,2%	10,4%	1.012	-3,7%	19,5%
Mönchengladbach	530	-12,1%	-4,2%	987	-7,7%	0,0%
Paderborn/Lippstadt	476	-10,9%	-47,2%	963	-0,9%	-46,1%
Braunschweig-Wolfsburg	436	-18,7%	-45,9%	741	-21,5%	-49,4%
Mannheim City	394	-8,8%	-29,0%	770	-6,1%	-21,9%
Friedrichshafen	282	-39,5%	-65,5%	644	-30,2%	-59,0%
Ingolstadt/Manching	263	-27,9%	-42,7%	263	-57,2%	-70,4%
Kassel-Calden	232	-10,1%	-31,0%	419	-14,1%	-26,7%
Lübeck-Blankensee	200	12,4%	27,4%	343	11,0%	-14,3%
Sylt	167	60,6%	-34,5%	280	15,2%	-47,3%
Lahr	105	0,0%	-22,2%	190	-6,4%	-17,4%
Hof-Plauen	104	4,0%	-18,8%	170	-15,4%	-20,9%
Heringsdorf	7	-65,0%	-87,5%	29	3,6%	-69,8%