

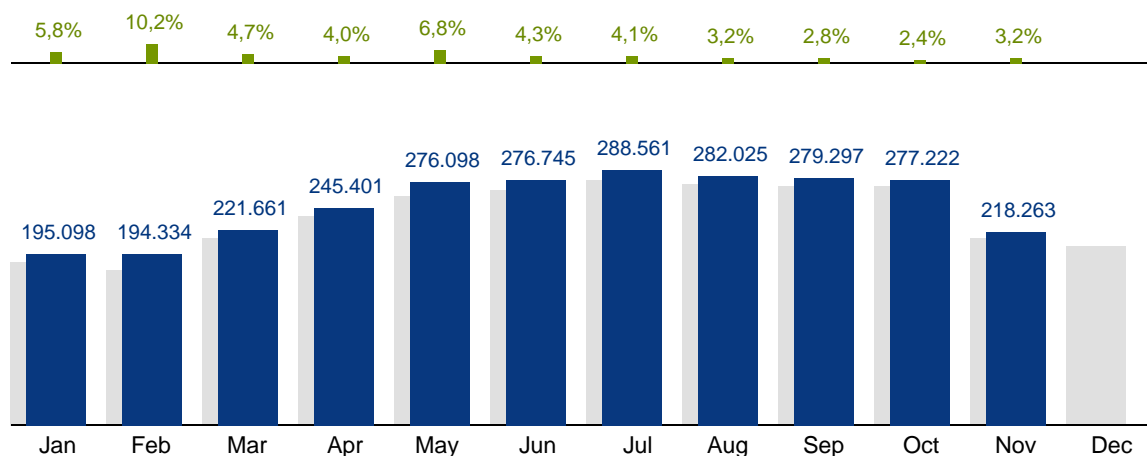
IFR flights in Germany

IFR movements (entry/exit, overflight and local) in all control sectors with a German designator.

| November 2024 | November 2023 | Trend 2023 | Trend 2019 |
|----------------|----------------|------------|------------|
| 218.263 | 211.445 | 3,2% | -9,9% |
| Jan - Nov 2024 | Jan - Nov 2023 | Trend 2023 | Trend 2019 |
| 2.754.705 | 2.636.397 | 4,5% | -11,0% |

Please note:

This count covers the traffic in the area build by all control sectors with a German designator („ED“), regardless of the service provider, including civil and military traffic in sectors controlled by DFS and Maastricht UAC (Maastricht - Hannover sectors). The area counted is composed of modular control sectors designed for ATC purposes with partly cross border structures and is therefore not identical to the political border of Germany or the national Flight Information Region (FIR).

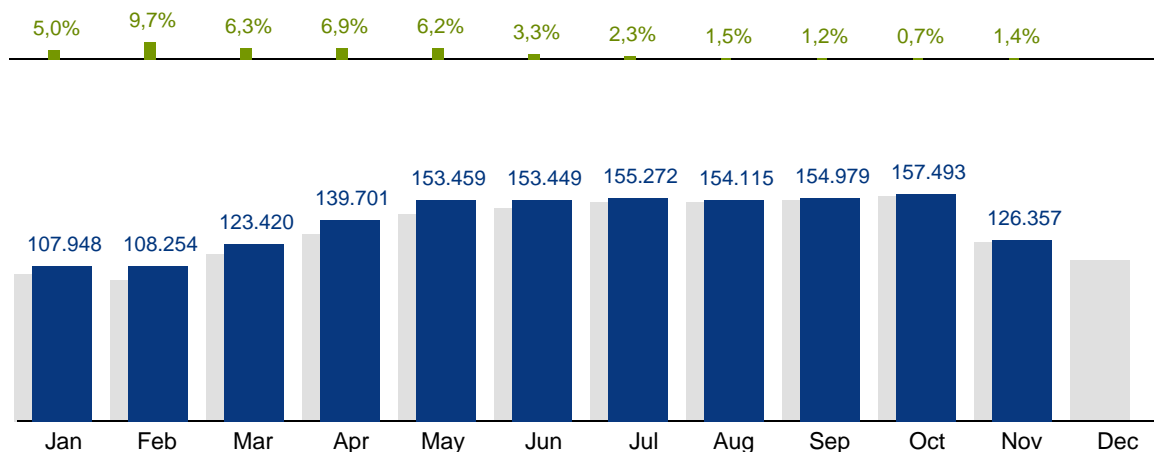


IFR events (take-offs and landings) at the international DFS towers and the regional towers with control zone.

| | November 2024 | November 2023 | Trend 2023 | Trend 2019 |
|------------------------|------------------|------------------|-------------|---------------|
| International Airports | 126.357 | 124.574 | 1,4% | -13,1% |
| Regional Airports | 11.663 | 10.429 | 11,8% | -6,8% |
| Total | 138.437 | 135.003 | 2,5% | -12,3% |
| | Jan - Nov 2024 | Jan - Nov 2023 | Trend 2023 | Trend 2019 |
| International Airports | 1.534.447 | 1.479.079 | 3,7% | -14,8% |
| Regional Airports | 148.203 | 143.227 | 3,5% | -2,3% |
| Total | 1.686.527 | 1.622.306 | 4,0% | -13,6% |

IFR flights at international German airports

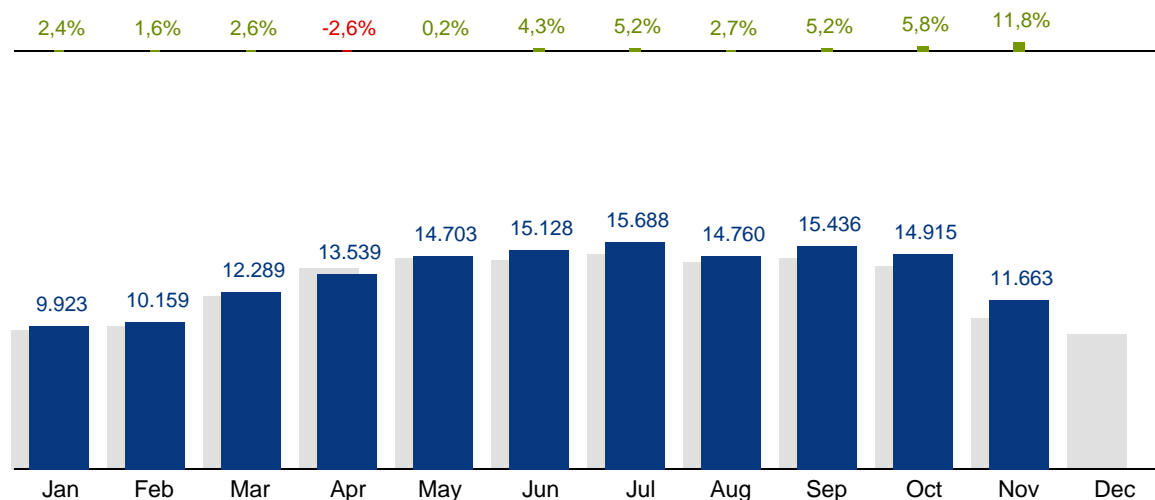
IFR events (take-offs and landings) at the international DFS towers in Germany.



| | November 2024 | Trend 2023 | Trend 2019 | Jan - Nov 2024 | Trend 2023 | Trend 2019 |
|-------------|------------------|---------------|---------------|-------------------|---------------|---------------|
| Frankfurt | 34.816 | -1,4% | -10,2% | 407.440 | 2,7% | -14,6% |
| München | 25.309 | 2,0% | -19,7% | 300.512 | 7,5% | -21,7% |
| Berlin | 14.974 | 6,0% | 130,1% | 175.613 | 8,6% | 110,5% |
| Düsseldorf | 10.828 | 2,3% | -33,8% | 145.103 | 2,5% | -30,9% |
| Hamburg | 9.104 | 8,5% | -17,9% | 112.354 | 5,9% | -18,9% |
| Köln | 8.569 | 0,7% | -18,2% | 108.301 | -1,0% | -18,0% |
| Stuttgart | 6.145 | 0,4% | -37,3% | 80.399 | 2,0% | -34,9% |
| Leipzig | 5.849 | -6,7% | -2,5% | 67.190 | -6,3% | -3,5% |
| Hannover | 3.635 | -2,5% | -19,4% | 46.983 | 7,0% | -22,4% |
| Nürnberg | 2.836 | 7,8% | -25,0% | 36.349 | -0,3% | -20,9% |
| Bremen | 1.792 | 10,5% | -24,3% | 20.330 | 3,0% | -27,0% |
| Münster | 1.008 | -9,7% | -36,8% | 15.383 | 6,9% | -13,0% |
| Dresden | 886 | -3,5% | -46,3% | 10.715 | -6,8% | -44,1% |
| Saarbrücken | 375 | 15,7% | -34,8% | 4.919 | 0,7% | -34,1% |
| Erfurt | 231 | 102,6% | -30,2% | 2.856 | 9,2% | -35,4% |

IFR flights at regional German airports

IFR events (take-offs and landings) at the different regional towers in Germany with control zone.



| | November 2024 | Trend 2023 | Trend 2019 | Jan - Nov 2024 | Trend 2023 | Trend 2019 |
|------------------------|---------------|------------|------------|----------------|------------|------------|
| Memmingen | 1.796 | 15,9% | 57,3% | 21.464 | 13,4% | 53,1% |
| Dortmund | 1.632 | 13,0% | -21,1% | 21.119 | 3,7% | -5,2% |
| Frankfurt-Hahn | 1.195 | 10,4% | -0,5% | 14.069 | 5,0% | -7,0% |
| Karlsruhe/Baden-Baden | 1.041 | 31,8% | 23,9% | 12.702 | 1,8% | 8,8% |
| Laage | 916 | 46,3% | 17,4% | 7.418 | 10,6% | -6,0% |
| Niederrhein | 762 | 19,8% | 41,9% | 12.436 | 20,4% | 40,7% |
| Paderborn/Lippstadt | 725 | 10,0% | -16,3% | 10.734 | 3,8% | -14,9% |
| Augsburg | 555 | 3,9% | -1,1% | 6.620 | 2,4% | -4,2% |
| Mönchengladbach | 528 | -2,0% | -12,0% | 7.395 | -0,4% | 22,2% |
| Braunschweig-Wolfsburg | 482 | -4,0% | -45,6% | 5.341 | -4,7% | -38,0% |
| Mannheim City | 439 | 1,6% | -16,5% | 5.268 | 7,7% | -15,7% |
| Ingolstadt/Manching | 312 | -18,1% | -38,9% | 3.486 | 1,6% | -27,0% |
| Friedrichshafen | 312 | -23,7% | -59,9% | 4.867 | -24,9% | -51,9% |
| Lübeck-Blankensee | 258 | 74,3% | -7,2% | 3.741 | 2,3% | 41,4% |
| Kassel-Calden | 234 | -11,4% | -35,7% | 3.551 | -12,8% | -21,3% |
| Sylt | 179 | -3,2% | -32,5% | 4.502 | -14,1% | -19,9% |
| Hof-Plauen | 150 | 27,1% | 42,9% | 1.598 | 2,0% | 13,5% |
| Lahr | 118 | 6,3% | -20,3% | 1.228 | 0,4% | -16,5% |
| Heringsdorf | 29 | 45,0% | -51,7% | 664 | 4,2% | -29,1% |