

IFR flights in Germany

IFR movements (entry/exit, overflight and local) in all control sectors with a German designator.

2024	2023	Trend 2023	Trend 2019
2.968.825	2.838.751	4,6%	-11,0%

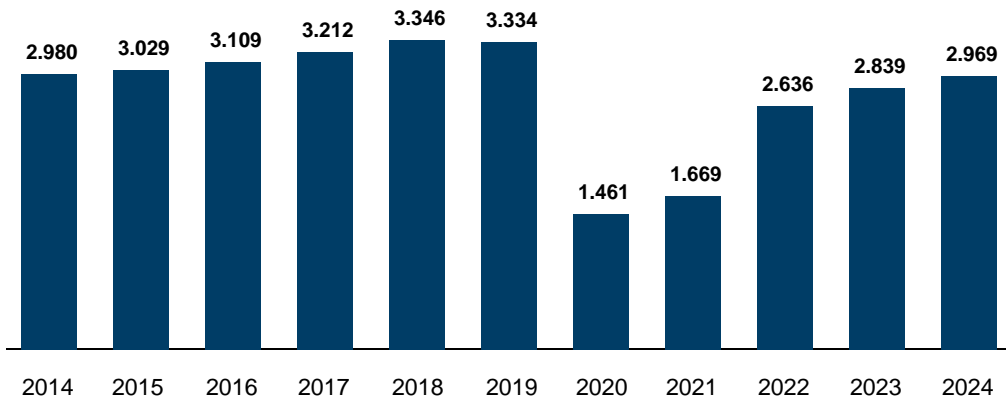
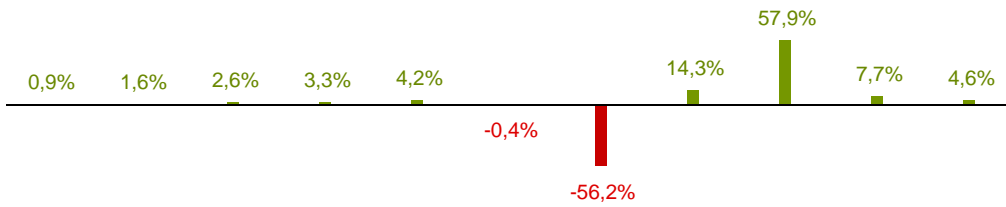
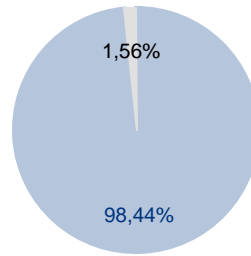
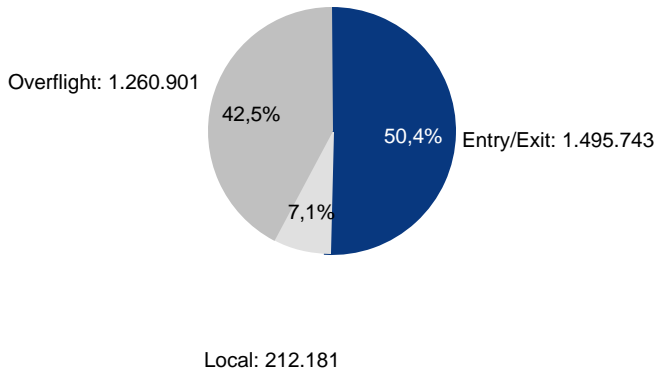
Please note:

This count covers the traffic in the area build by all control sectors with a German designator („ED“), regardless of the service provider, including civil and military traffic in sectors controlled by DFS and Maastricht UAC (Maastricht - Hannover sectors). The area counted is composed of modular control sectors designed for ATC purposes with partly cross border structures and is therefore not identical to the political border of Germany or the national Flight Information Region (FIR).

Peak Day 15.07.2024
9.979 IFR flights

Peak Month Sep 2024 (daily average)
9.310 IFR flights

Military: 46.459



IFR movements (entry/exit, overflight and local) in all control sectors with a German designator for the last years inclusive change to previous year.

IFR flights at German airports

IFR events (take-offs and landings) at the international DFS towers and the regional towers with control zone.

	2024	2023	Trend 2023	Trend 2019
International	1.653.638	1.591.377	3,9%	-14,7%
Regional	158.236	152.600	3,7%	-2,6%
Total	1.816.158	1.743.977	4,1%	-13,6%

IFR flights at international German airports

IFR events (take-offs and landings) at the international DFS towers of Germany ordered by traffic amount.

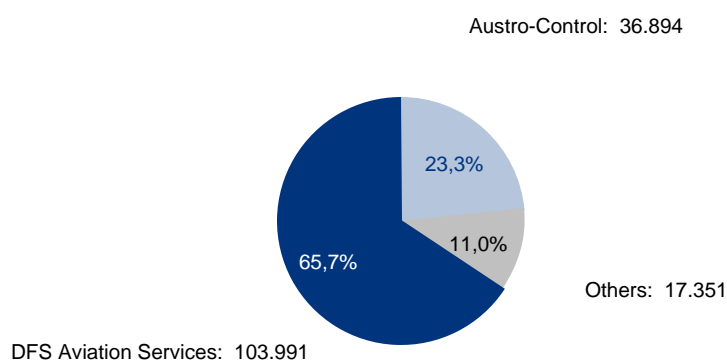
	2024	2023	Trend 2023	Trend 2019
Frankfurt	440.739	430.280	2,4%	-14,2%
München	324.442	299.581	8,3%	-21,6%
Berlin	190.368	175.313	8,6%	111,2%
Düsseldorf	155.345	151.206	2,7%	-31,1%
Hamburg	120.828	114.027	6,0%	-19,0%
Köln	116.562	117.206	-0,5%	-18,0%
Stuttgart	85.960	84.178	2,1%	-35,2%
Leipzig	72.765	77.316	-5,9%	-3,5%
Hannover	50.085	46.981	6,6%	-22,7%
Nürnberg	38.952	38.885	0,2%	-21,2%
Bremen	21.953	21.150	3,8%	-26,8%
Münster	16.107	15.133	6,4%	-15,0%
Dresden	11.421	12.250	-6,8%	-44,8%
Saarbrücken	5.123	5.106	0,3%	-35,9%
Erfurt	2.988	2.765	8,1%	-36,5%

IFR flights at regional German airports

IFR events (take-offs and landings) at the different regional towers in Germany with control zone.

	2024	2023	Trend 2023	Trend 2019
Memmingen	23.316	20.519	13,6%	54,4%
Dortmund	22.777	21.909	4,0%	-6,2%
Frankfurt-Hahn	15.322	14.571	5,2%	-5,4%
Karlsruhe/Baden-Baden	13.649	13.302	2,6%	9,5%
Niederrhein	13.169	11.055	19,1%	41,4%
Paderborn/Lippstadt	11.196	10.743	4,2%	-15,8%
Laage	8.013	6.961	15,1%	-6,7%
Mönchengladbach	7.808	7.886	-1,0%	20,5%
Augsburg	6.985	6.852	1,9%	-5,6%
Mannheim City	5.637	5.232	7,7%	-15,2%
Braunschweig-Wolfsburg	5.632	5.985	-5,9%	-38,8%
Friedrichshafen	5.126	6.843	-25,1%	-52,5%
Sylt	4.668	5.446	-14,3%	-21,2%
Lübeck-Blankensee	3.850	3.735	3,1%	34,7%
Kassel-Calden	3.710	4.313	-14,0%	-23,3%
Ingolstadt/Manching	3.701	3.645	1,5%	-27,1%
Hof-Plauen	1.689	1.638	3,1%	12,2%
Lahr	1.318	1.305	1,0%	-16,6%
Heringsdorf	670	660	1,5%	-32,3%

Please note: The airport Schwerin-Parchim is currently closed.



DFS Aviation Services:
Braunschweig-Wolfsburg, Dortmund, Emden, Friedrichshafen,
Karlsruhe/Baden-Baden, Lahr, Magdeburg/Cochstedt,
Memmingen, Mönchengladbach, Niederrhein, Paderborn/Lippstadt

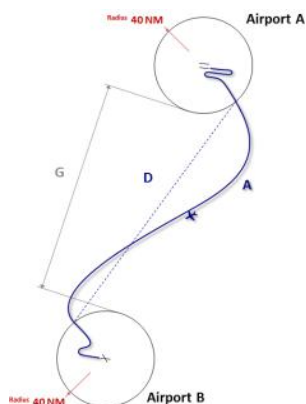
Austro Control:
Augsburg, Frankfurt-Hahn, Heringsdorf, Hof-Plauen,
Kassel-Calden, Lübeck-Blankensee, Oberpfaffenhofen
Schwerin-Parchim, Sylt

Others:
Ingolstadt/Manching, Laage, Mannheim City

Flight efficiency in Germany

Direct route extension is defined as the difference between the length of the actual route (A) and the direct course (D) between the departure and arrival terminal areas (radius of 40 NM around the airport) or the national border where a flight enters or leaves German airspace. The direct route extension expressed as a percentage is defined as the ratio between the direct route extension and the direct course (D).

	2024	2023
Evaluated traffic	2.597.955	2.470.156
Average actual route/flight	341,2 km	343,6 km
Average direct course/flight	338,7 km	340,9 km
Average direct route extension/flight	3,2 km	3,4 km
Average direct route extension/flight	0,93%	0,99%



Additional information:

The evaluated traffic includes only civil flights. This value is different from the number of IFR flights in Germany because certain flights are not included in the statistics. For example, tracks which have an intercept point with the departure or the arrival terminal area (40NM) outside of the DFS controlled airspace are not included.